

## Kelley Barracks / SI Centrum Area



Produced by the U.S. Africa Command Public Affairs Office  
Building 3313  
Kelley Barracks, Stuttgart- Moehringen, Germany  
Phone: 0711-729-2687, 0711-729-4712 or 0151-1263-4591

## GETTING AROUND STUTTGART

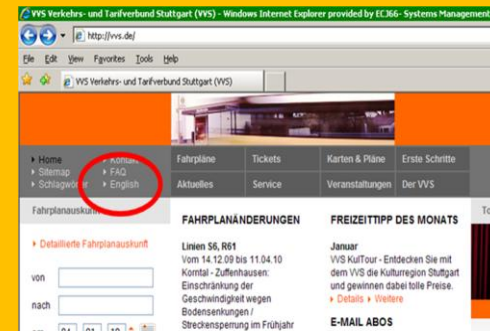
Stuttgart is a historic city and offers many sightseeing and shopping opportunities, but for those who haven't been here before; getting around town can appear a bit challenging. In reality, it is very inexpensive and easy to do once you become familiar with the local transportation services.

Stuttgart has a great public transportation system comprised of busses and trains. There really isn't anywhere in the city that you can't get to once you are familiar with the stops offered along any one of the regularly scheduled routes.

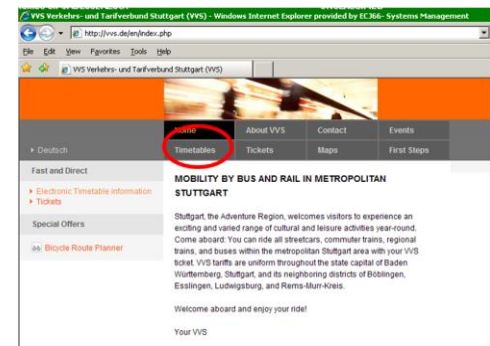
In this brochure, you will find the easiest method of determining the best way to get from one place to another. For the example we have plotted you a course from Kelley Barracks to downtown, or the main train station "Hauptbf (A.-Klett-Pl.)", Stuttgart.

1) Your first step is to go to the Verkehrs und Tarifverbund Stuttgart website at: <http://vvs.de/>. This is the official public transportation website for the city and it allows you to plan your trip through the city and surrounding localities with little-to-no fuss.

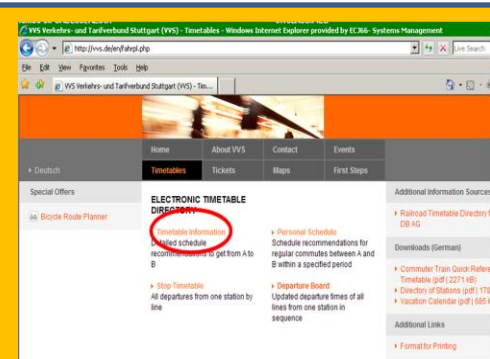
2) You will see an icon to switch to English.



3) In the middle blocks, click on "Timetables."



4) Click on "Timetable Information"



5) From this screen you can input your start location, destination and when you want to travel. Simply populate the fields and click “Request.” Be careful though, sometimes the computer will come back for clarification on a start or destination location; be careful that you select the correct location according to the drop down menu provided.

6) After clicking on “Request,” the site will provide a trip planner for you including several different options for travel. In the example provided each of the routes include a bus ride to Degerloch followed by Stadtbahn, or train travel, with one transfer. General terms are provided in the top half of the page and very specific guidance is provided in the bottom half to include interactive maps and walking times and direction.

Top Half

Bottom Half

Again you can make your selection making use of the touchpad.

Finally you will be told how much the ticket will cost in Euro.

Simply feed the machine. Most take Euro coins from 50 cents up to 2 Euro and the paper 5 and 10 Euro bills.

Your change and ticket will be provided to you in the drop box

You may never have to present this ticket to anyone, but if you do get asked by a train / bus official (they don't wear uniforms) and you don't have a ticket, you will get a substantial fine and are subject to arrest.



## PARKING GARAGES

If you have rented a vehicle and are using it around town, this following section may keep you out of an embarrassing circumstance or from paying a parking ticket.

Most parking downtown is done in parking garages or “Parkhaus.” When you drive into one of these garages, you will be prompted to push a button on the ticket machine and to get a ticket for parking. When you leave your vehicle you will want to take this ticket with you. Once you have finished your business and are returning to get your vehicle you will need to find a ticket “kasse” or teller. These machines are located throughout the parking garages and also in the stairwells. While most of the machines are in German, the directions are simple enough. Put your ticket into the machine as the diagrams indicate and the amount you owe, in Euro, will pop up on the screen. Simply feed the machine, most take Euro coins from 50 cents up to 2 Euro and the paper 5 and 10 Euro bills. Your ticket and appropriate change will be provided back to you. This ticket will then be put into a machine which operates the mechanical “arm” when you exit the parking garage. If you haven't paid for your stay the machine will not accept your ticket and you will be forced to either back up or leave your vehicle there while you go find a machine.

## PARKING ON THE STREET



Parking on the street is sometimes cheaper if not free. Whenever you park on the street ensure you are in an authorized parking zone and look closely for a parking meter. These vary in style and expense so it doesn't pay to attempt to describe them. These meters are also not always located immediately adjacent to the parking space. The bottom line is you should anticipate paying for parking pretty much wherever you go unless you park a few blocks from a major destination and then walk the rest of the way in.

# THE TICKET MACHINE

Depending on where you are staying you may have immediate access to a train stop and would therefore need to use a ticket machine. This next example will walk you through the use of one of these machines.



The ticket machine is very simple and thankfully it comes with several different language options.



Before you plan your trip you will want to still go to the VVS.DE website to ensure you are purchasing the best ticket to meet your needs. For this example, we will use a single all-day pass, which is the most economical for a visitor with only a day to spend sightseeing. However, if there are between two and five of you in a group, you will want to get the group ticket, which is cheaper.

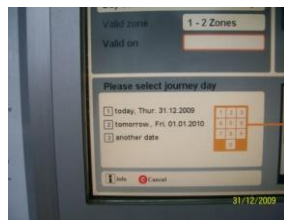
Here is where you select your ticket either for a single (left with one person) or group (right with five people)



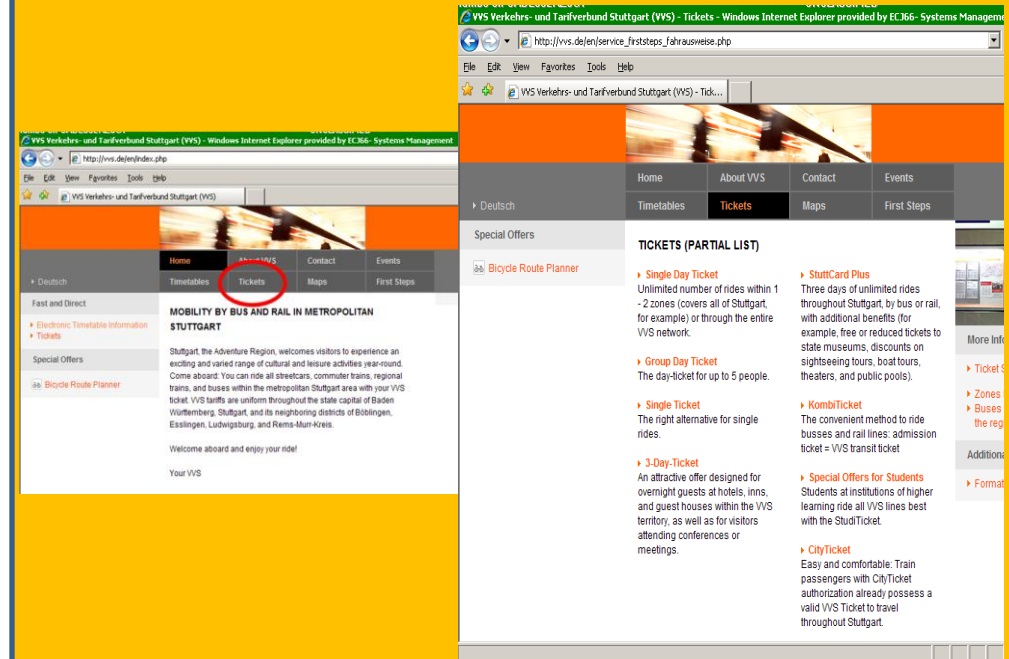
Select "1-2 Zones" by pushing "1" on the touch pad. The selection will provide you all-day travel from pretty much anywhere in southern Stuttgart to anywhere inside the city of Stuttgart.



You will then be prompted to determine what day you want to travel.



7) In the example given you are directed first to a bus and then the train. When boarding the bus, you will need to tell the driver your final destination and he can provide you a round-trip ticket, an all-day pass or even a group pass if you are with friends. Tickets are best explained on the VVS.de website under the "Tickets" tab. HINT: If there are two or more of you consider a Group pass (up to five people) because that will be cheaper than individual tickets. An example: an all-day pass may cost 5.80, Euro but a Group Pass may only cost 9.50 Euro. Whichever you choose, ensure you do purchase a ticket; you may never have to present it, but if you do get asked by a train / bus official (they don't wear uniforms) and you don't have a ticket you will get a substantial fine and are subject to arrest.



**All Prices as of  
7 JAN 2010**

**Single Day Ticket:** Unlimited number of rides within 1 - 2 zones (covers all of Stuttgart, for example) or through the entire VVS network. **(from 5,95 €)**

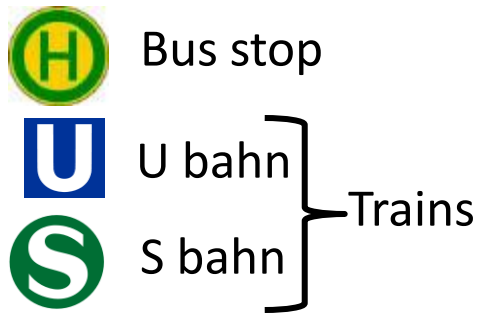
**Group Day Ticket:** The day-ticket for up to 5 people. **(from 1,99 € / Person)**

**Single Ticket:** The right alternative for single rides. **(from 2,00 € / Ride)**

**3-Day-Ticket:** An attractive offer designed for overnight guests at hotels, inns, and guest houses within the VVS territory, as well as for visitors attending conferences or meetings. **(from 10,30 €)**

**Stuttcard Plus:** Three days of unlimited rides throughout Stuttgart, by bus or rail, with additional benefits (for example, free or reduced tickets to state museums, discounts on sightseeing tours, boat tours, theaters, and public pools).00

# STUTTGART TOURIST MAP



Shopping

Train Station

Schlossplatz  
Train stop

"New" Palace

"Old" Palace



## GETTING DOWN TOWN

### FROM KELLEY BARRACKS

Bus from Kaserne Moehringen Bus Stop  
 (just outside the gate)  
 -to- Degerloch ZOB (Epplestrasse) (walk)  
 Stadtbahn U6 direction Gerlingen  
 -to- Hauptbf (A.-Klett-Pl.) Platform 3

### FROM SI CENTRUM (SALZACKER)

Stadtbahn U3 direction Vaihingen  
 -to- Moehringen Platform 3 (walk)  
 -to- Moehringen Platform 2  
 Stadtbahn U6 direction Gerlingen

### FROM MOEHRINGEN

Stadtbahn U6 direction Gerlingen